

# GFM-H Series

## GFM-1000H 2V1000Ah

GFM-H series batteries use AGM technology with single large capacity and thick plate structure design. It has longer floating life and high floating consistency. Its modular and horizontal structure design ensures convenient installation and maintenance, saving space effectively. It is suitable for applications with high floating consistency requirements and data center.

### Benefits

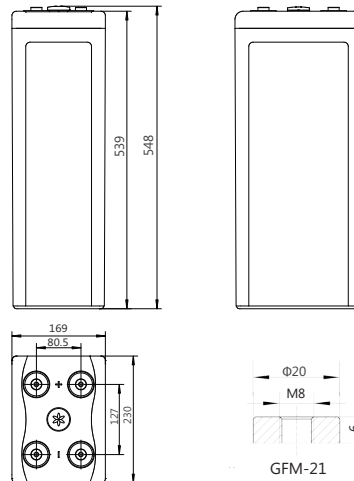
- Very long life according to EUROBAT Classification
- High discharge performance
- 99%+ gas recombination efficiency
- Maximum charge efficiency
- Low self-discharge rate
- Horizontal installation method effectively prevent electrolyte stratification



### Applications

- Telecommunications
- Power system
- UPS
- Electrical Power plants and substation
- Data center

### Drawing



### Standards

- IEC 60896-21/22
- DL/T 637-1997
- EUROBAT guide

### Specifications

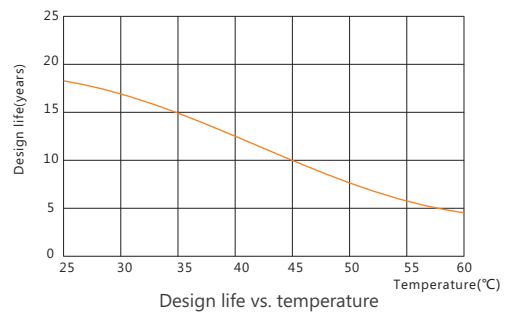
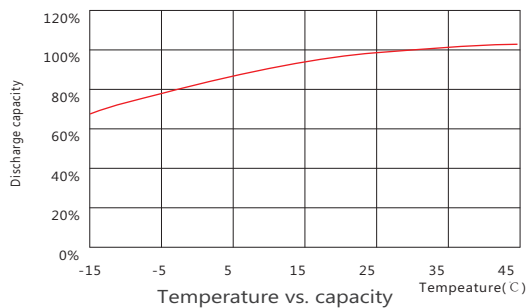
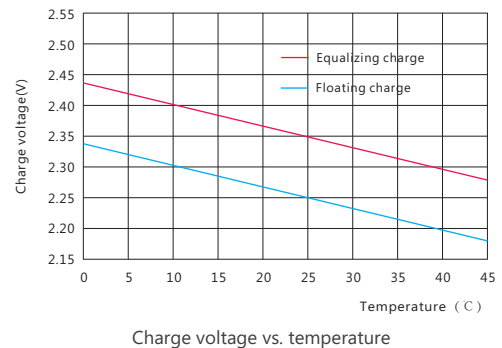
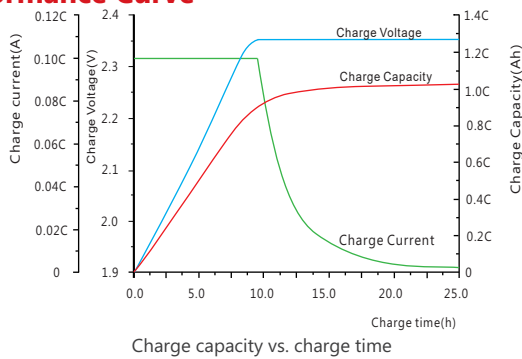
Battery Model	GFM-1000H			
Design Life (years, 25°C)	18			
Capacity (Ah, 25°C)	10HR (100.0A, 1.80V)	5HR (170.0A, 1.80V)	3HR (250A, 1.80V)	1HR(550A, 1.75V)
	1000	850	750	550
Dimensions (mm)	Length	Width	Height	Total Height
	169	230	539	548
Approx. Weight (kg)	54.5			
Reference Internal Resistance (mΩ)	0.29 ( fully charged @ 25°C)			
Maximum Discharge Current (A/5 Sec.)	3800			
Self-Discharge (25°C)	≤ 1.5% per month			
Charge Voltage (V/cell, 25°C)	Cycle use		Float use	
	2.35 (-3.5mV/°C/cell), max charge current: 150A		2.25 (-3.5mV/°C/cell)	
Short Circuit Current (A)	8000			

## Discharge Data

Constant Current Discharge Data (25°C, A)														
End Voltage (V/cell)	min			h										
	30	40	50	1	2	3	4	5	6	7	8	9	10	12
1.60	795	728	648	585	369	278	220	185	160	140	126	116	107	91
1.65	791	715	638	570	353	269	215	180	155	138	123	113	105	89
1.70	751	680	620	554	340	256	201	174	150	134	120	110	103	86
1.75	715	643	590	550	330	251	196	172	147	132	117	107	101	83
1.80	656	600	538	512	320	250	190	170	140	128	115	105	100	82

Constant Power Discharge Data (25°C, W/cell)														
End Voltage (V/cell)	min			h										
	30	40	50	1	2	3	4	5	6	7	8	9	10	12
1.60	1370	1260	1135	1025	645	500	405	347	304	270	242	223	205	173
1.65	1355	1234	1110	1020	631	485	392	335	292	260	235	215	200	171
1.70	1300	1198	1085	1005	613	465	374	324	278	247	225	207	192	168
1.75	1270	1168	1060	975	598	452	368	317	272	240	220	202	188	164
1.80	1200	1100	1015	940	585	448	357	309	265	232	215	197	184	160

## Performance Curve



### Sacred Sun Power Sources Co., Ltd.

Add: No.1 Shengyang Road, Qufu 273100 PRC  
Tel: +86-537-4422313 Fax: +86-537-4411980  
Email: sales@sacredsun.cn

### Sacred Sun Hong Kong Co., Limited

Add: RM 19C Lockhart CTR 301-307 Lockhart RD Wan Chai, Hong Kong  
Email: admin.hk@sacredsun.hk

### Sacred Sun Asia Pacific Pte Ltd.

Add: 1 Ubi View, #04-12, Focus One, Singapore 408555  
Email: admin.sg@sacredsun.sg

### Sacred Sun Europe SARRL

Add: ZAE Fontaine, 33210 Fargues, France  
Email: admin.eu@sacredsun.eu

### Sacred Sun MEA FZE

Add: No. 311 office, Building LOB 14, JAFZA, Dubai, UAE  
Email: admin.ae@sacredsun.ae